

TALKING CLOCK

INSTRUCTION MANUAL



FEATURES

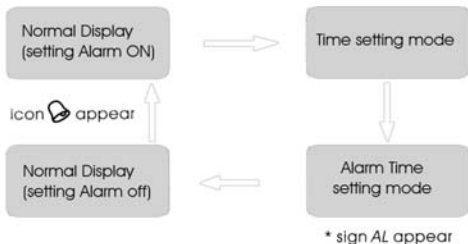
- LCD alarm clock with time-speaker
- Real time report
- Hourly chime

SPECIFICATIONS

- | | |
|-----------------|---------------------|
| ■ Power Supply: | DC1.5VX2 |
| ■ Battery life: | Approx. one(1) year |



SETTING

Press **MODE** button to shift mode in turn of



- When **HOUR** and **MINUTE** blink, adjust **HOUR** by pressing **HOUR** button, and adjust **MINUTE** by pressing **MIN** button.
- In normal display mode, choose alarm sound by pressing **HOUR** button.

OTHER USAGE

- In normal display mode, press **MIN** button to toggle hourly chime function, if the function is activated, icon  will appear.
- The hourly chime work period is from AM 08:00 to PM 10:00.
- When alarming, press any button will stop the alarm, but press **TALK** button will activate snooze for 10 minutes (icon  will blink).